

Sample Report

Client Sample ID: [Redacted]
Laboratory ID: [Redacted]

Report Number: [Redacted]

Home Air Analysis For
Home Test: [Redacted]

Sampling Professional: [Redacted]

Thank you for using IAQ Home Survey!
If you have questions about your report,
please contact your service provider who
performed this test.

Client Sample ID: Main Floor
Sample Volume (L): 24.0
Date Sampled: 10/19/2021
Sample Type: TDT 153J
Sample Condition: Acceptable

Receive Date: 10/21/2021
Approve Date: 10/21/2021
Scan Date: 10/21/2021
Report Date: 10/23/2021

IAQ Home Survey™ is one of the most advanced, trusted air testing products on the market today for identifying chemical sources and active mold growth in a home. Many indoor air quality (IAQ) issues identified by IAQ Home Survey can be easily remediated or eliminated. This test is an invaluable tool for homebuyers, homeowners, and renters because it provides important information on potential contamination issues in the home that cannot be detected by a visual inspection alone. Acting upon the information in this report will enable you to dramatically improve the air quality in your home, creating a healthier environment for you and your family.

Your Indoor Air Quality Report Summary

Your Indoor Air Quality Report has several sections describing different aspects of your home's air quality. A summary of this data is provided below, additional information and descriptions are included in the full report.

Total Volatile Organic Compounds (TVOC) Level

TVOC is a general indicator of the IAQ in your home (see page 2).

Total VOCs 2400 ng/L

Total Mold Volatile Organic Compounds (TMVOC) Level

TMVOC is an assessment of the actively growing mold in your home (see page 3).

Total MVOCs 7 ng/L

Contamination Index (CI) Level

The CI shows the types of air-contaminating products and materials that are present in your home (see pages 5, 6, and 7). These levels are estimates based on common home products and activities.

Building Related Sources

See page 5 for more detail.

- M** Coatings (Paints, Varnishes, etc.)
- N** PVC Cement
- N** HFCs and CFCs (Freons™)

Mixed Building and Lifestyle Sources

See page 6 for more detail.

- N** Building Materials-Toluene Based
- N** Gasoline
- N** Fuel Oil, Diesel Fuel, Kerosene
- N** Moth Balls (Naphthalene Based)
- N** Moth Crystals (p-Dichlorobenzene Based)
- H** Light Hydrocarbons
- N** Light Solvents
- N** Methylene Chloride

Lifestyle Related Sources

See page 7 for more detail.

- N** Personal Care Products
- M** Alcohol Products
- N** Odorants and Fragrances
- N** Dry Cleaning Solvents
- N** Medicinals

Note: Severity begin at Normal or Minimal and progress through Moderate, Elevated, High and/or Severe. The color progression from green to red indicates results that are increasingly atypical and suggest potentially higher risk.

All Severity classifications are based on empirical data and should not be taken as a pass/fail or conformance to a published specified limit.



Enthalpy Analytical, LLC (MTP), the creator of IAQ Home Survey, has been performing air quality assessments to industry and environmental consultants since 1995. Enthalpy Analytical, LLC (MTP) (ID 166272) is accredited by the AIHA Laboratory Accreditation Programs (AIHA-LAP), LLC in the Industrial Hygiene accreditation program for GC-MS Field of Testing as documented by the Scope of Accreditation [Certificate](#) and associated Scope. This analysis references methods EPA TO-17 and ISO 16000-6, which fall within the Scope of Accreditation.

Total Volatile Organic Compounds (TVOC)

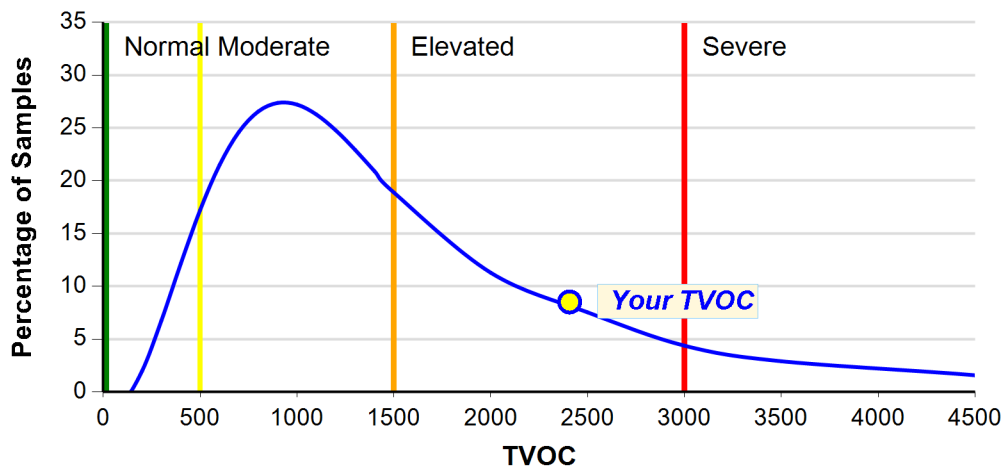
Your TVOC Level is: 2400 ng/L

IAQ needs improvement; effect on occupants is possible; reduce potential sources and increase ventilation.

Your Indoor Air Quality Level (Highlighted)

| | | | |
|----------------------|-----------------------------|--------------------------------------|-----------------------|
| Normal < 500 ng/L | Moderate 500 - 1500 ng/L | Elevated 1500 - 3000 ng/L | Severe > 3000 ng/L |
|----------------------|-----------------------------|--------------------------------------|-----------------------|

All IAQ Survey TVOC Air Quality Indicator



**The average TVOC is
1900 ng/L**

This chart represents the TVOC distribution of over 45,000 samples. Over 80% of these samples indicate improvements in IAQ are necessary to achieve the goal of TVOC less than 500 ng/L.

The chart above shows the TVOC levels for all homes tested using IAQ Home Survey. Results for this air sample are displayed on the chart as a yellow circle. The blue curved line represents the relationship between the percentage of homes (indicated on the vertical y-axis) and the TVOC level (indicated on the horizontal x-axis). The green, yellow, orange, and red vertical bars represent divisions between Normal, Moderate, Elevated, and Severe TVOC levels. As the TVOC value increases, individuals may experience aggravated health problems, and therefore, the need to address VOC issues becomes more critical. However, reductions in VOCs can be made at any level.

No government or organization has specified a TVOC limit for indoor air. However, the U.S. Green Building Council (USGBC) has set 500 ng/L as the recommended TVOC limit.

In general:

- < 500 ng/L IAQ is acceptable for most individuals; however, chemically sensitive persons may require lower levels.
- 500 - 1,500 ng/L some effects on the occupants is possible.
- > 1,500 ng/L IAQ should be improved.

Note: These levels are based on observed health effects and have been determined from a combination of published data and the statistical distribution of TVOC concentrations from the IAQ Home Survey methodology.

The presence of chemicals in your home can cause a wide range of problems, from an unpleasant odor to physical symptoms (burning and irritation in the eyes, nose, and throat; headaches; nausea; nervous system effects; severe illness; etc.). Anyone with respiratory issues like asthma or allergies, as well as children, the elderly, and pregnant women are more susceptible to poor indoor air quality than healthy individuals.

Click [here](#) for more information about VOCs.

The Contamination Index (CI) in the next pages of this report will help guide you through determining what types of products or materials in the home could be problematic for your IAQ, and will provide some recommendations to help reduce or eliminate them.

Total Mold Volatile Organic Compounds (TMVOC)

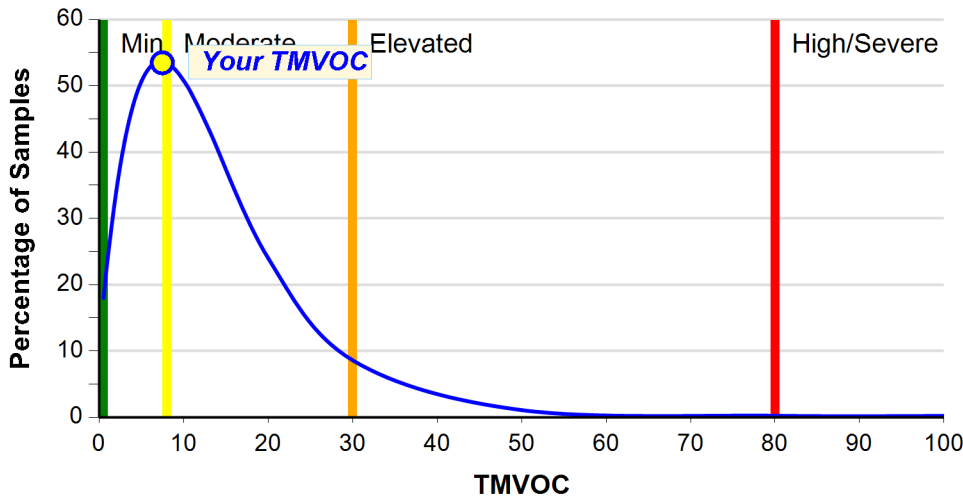
Your TMVOC Level is: 7 ng/L

Actively growing molds may be present, but are at or below levels found in most homes and working environments.

Your Active Mold Level (Highlighted)

| | | | | |
|---------------------|------------------------------------|-----------------------------------|----------------------------------|---------------------------------|
| Minimal < 8 ng/L | Active- Moderate 8 - 30 ng/L | Active- Elevated 30-80 ng/L | Active- High 80 - 150 ng/L | Active- Severe > 150 ng/L |
|---------------------|------------------------------------|-----------------------------------|----------------------------------|---------------------------------|

All IAQ Survey TMVOC Active Mold Growth Indicator



**The average TMVOC is
10 ng/L**

This chart represents the TMVOC distribution of over 45,000 samples. Approximately half the samples indicate that some active mold growth is occurring at the time of sample collection.

The chart above shows the TMVOC level for all homes tested using IAQ Home Survey. Results for this air sample are displayed on the chart as a yellow circle. The blue curved line represents the relationship between the percentage of homes (indicated on the vertical y-axis) and the TMVOC level (indicated on the horizontal x-axis). For example, a TMVOC of 20 ng/L is reported in ~20% of the samples. The green, yellow, orange, and red vertical bars represent divisions between Minimal, Moderate, Elevated, and High/Severe TMVOC levels.

Molds can be found anywhere in the indoor environment as long as there is a source of water or moisture. Molds produce spores, VOCs (during the metabolic or digestive processes of mold), and mycotoxins (typically when the mold is threatened).

This test detects only the VOCs produced by actively growing molds and does not represent spores or mycotoxins. The TMVOC value is the sum of a select set of VOCs emitted by most molds while growing (when mold is in an inactive or dormant state it does not produce many MVOCs).

The presence of moisture is the primary factor in mold growth, controlling moisture and dampness is the only way to consistently control or limit mold growth.

Click [here](#) for more information about molds and mold VOCs.

Contamination Index™

The Contamination Index™ (CI) shows the types of air-contaminating products and materials that are present in your home. Each CI category shows the approximate contribution of that category to the TVOC level, indicates how your home compares to thousands of other homes, and provides some suggestions for where these products and materials might be found. The CI is divided into three main source groups: Building-Related Sources, Mixed Building and Lifestyle Sources, and Lifestyle Sources.

1. Building-Related Sources are those that are typically part of the structure of the home and may be more difficult to reduce in the short term. Recent construction or renovation often increases the CI categories in this group to the Elevated, High, or Severe levels. VOCs from these activities often decrease substantially in the month following use/application of these products, especially if the area is flushed with air to dissipate the VOCs off gassed from the new products or materials.

2. Mixed Building and Lifestyle Sources are those that could belong to either category and investigation on your part may be necessary to determine which source is more likely. Recent construction or renovation can often contribute to other source categories in addition to Building-Related Sources.

3. Lifestyle Sources are those that the occupants of the home bring into the home and can usually be readily identified and remediated. Recent construction or renovation can often contribute to other source categories in addition to Building-Related Sources.

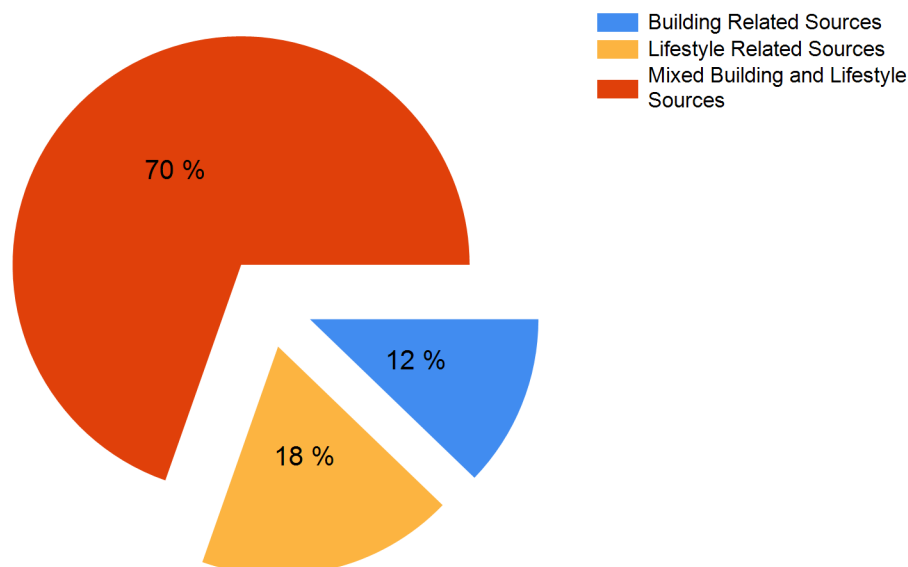
It is possible for a category listed in one source group to belong to another source group. For example, the 'Coatings' category is in the Building source group because the largest contribution is typically the paint on the walls, but cans of paint stored in a basement or garage could be considered part of the Lifestyle sources group. Always consider all possible sources for a particular CI category.

The CI classifications begin at Normal and progress through Moderate, Elevated, High and Severe. These severity classifications are determined using a combination of statistical data gathered from thousands of samples and health information specific to each CI category.

Since there are potentially many sources of VOCs, homes can often be re-contaminated even after sources have been removed because new products are constantly being brought into the home. Home occupants and homebuyers should take note of this fact, and view IAQ as a continuous improvement process.

The chart below depicts the distribution of the Contamination Index source groups. These source groups are estimates and may not indicate all of the VOCs in your air sample.

Contamination Index Source Groups



Contamination Index™ Building Sources

Use the Contamination Index (CI) below to help you find products in your home that may be affecting your indoor air quality. Removing or reducing these products will improve your air quality. The concentrations reported here are approximate and may not add up to the TVOC value on page 2 of this report. These categories are typically part of the structure of the home and may be more difficult to reduce in the short term. Recent construction or renovation will often cause these categories to be elevated. The CI classifications begin at Normal and progress through Moderate, Elevated, High and Severe. These severity classifications are determined using a combination of statistical data gathered from thousands of samples and health information specific to each CI category. Levels indicated as Elevated, High, or Severe should be immediately addressed, and those listed as Moderate are areas that can be improved over time.

| | Contamination Index Category | Estimated VOC Level (ng/L) | Severity | Description and Suggestions for VOC Reduction |
|---------------------------------|------------------------------------|----------------------------|----------|--|
| Building Related Sources | Coatings (Paints, Varnishes, etc.) | 270 | Moderate | Includes interior and exterior paints (including low- or no-VOC paints), varnishes, lacquers, some sealants, and other products that can be classified as a coating over a surface. Typically, VOCs from these products are in the 10 to 14 carbon size range and can linger for several months, sometimes longer. Ventilate as much as possible during and after application of these products and dispose of opened but unused products and related supplies if possible or store in areas that will minimize off gassing. There is some overlap between chemical compounds associated with 'Coatings (Paints, Varnishes, etc.)' and those found in 'Fuel Oil, Diesel Fuel, Kerosene.' |
| | PVC Cement | 0 | Normal | PVC cement is used to join pieces of PVC pipe together, usually for plumbing. |
| | HFCs and CFCs (Freons™) | 3 | Normal | Most often used as refrigerants for air conditioners and refrigerator/freezers and propellants for blown-in insulation, cushions, aerosol cans, etc. Many of these chemical compounds are being phased out because of the Montreal Protocol. |

Contamination Index™ Mixed Building and Lifestyle Sources

Use the Contamination Index (CI) below to help you find products in your home that may be affecting your indoor air quality. Removing or reducing these products will improve your air quality. The concentrations reported here are approximate and may not add up to the TVOC value on page 2 of this report. These categories could belong to either the Building or Lifestyle groups so additional investigation may be necessary to determine which source is more likely. The CI classifications begin at Normal and progress through Moderate, Elevated, High and Severe. These severity classifications are determined using a combination of statistical data gathered from thousands of samples and health information specific to each CI category. Levels indicated as Elevated, High, or Severe should be immediately addressed, and those listed as Moderate are areas that can be improved over time.

| Mixed Building and Lifestyle Sources | Contamination Index Category | Estimated VOC Level (ng/L) | Severity | Description and Suggestions for VOC Reduction |
|--------------------------------------|---|----------------------------|----------|---|
| | Building Materials-Toluene Based | 0 | Normal | Adhesives and glues used in construction and maintenance, arts and crafts; adhesive removers; contact cement; sealants; coatings (paint, polyurethane, lacquer, thinner); automotive products, including parts cleaners. Additional sources include gasoline and other fuels. |
| | Gasoline | 17 | Normal | VOCs from gasoline are typically a result of off-gassing from gas containers and gas-powered equipment such as lawnmowers, snow blowers, mini-bikes, etc. that are stored in attached garages or basements. Does not include exhaust emissions. These items should be stored externally to the home. Additionally, gasoline VOCs can linger on clothing after refueling an automobile at a gas station. Gasoline includes chemical compounds that are also included in the 'Light Solvents' category. |
| | Fuel Oil, Diesel Fuel, Kerosene | 0 | Normal | Often found in garages and basements. These fuels are not very volatile so will not readily get into the air, but they can linger for a long time and produce a strong, unpleasant odor. Does not include exhaust emissions. There is some overlap between chemical compounds associated with 'Fuel Oil, Diesel Fuel, Kerosene' and those found in 'Coatings (Paints, Varnishes, etc.)' |
| | Moth Balls (Naphthalene Based) | 0 | Normal | Naphthalene based moth balls. May be present with p-Dichlorobenzene-based moth crystals. |
| | Moth Crystals (p-Dichlorobenzene Based) | 0 | Normal | p-Dichlorobenzene based moth crystals. May be present with Naphthalene-based moth balls. |
| | Light Hydrocarbons | 1400 | High | Building materials; aerosol cans; fuel for cooking/camping/lighters; liquefied petroleum gas (LPG); refrigerant; natural gas; propellant; blowing agent. Recent renovation or construction may increase these levels. Increase ventilation during and after use of these products. Although these chemical compounds typically do not represent significant health impacts, their presence can indicate larger problems. Includes chemical compounds such as propane, butane, and isobutane. |
| | Light Solvents | 160 | Normal | Stoddard solvent; mineral spirits; some coatings (paints, varnish, enamels); wax remover; adhesives; automotive products; light oils. Typically, VOCs from these products are in the 6 to 9 carbon size range. |
| | Methylene Chloride | 0 | Normal | Automotive products; degreasing solvent; paint stripper; adhesive remover; aerosol propellant; insecticide. |

Contamination Index™ Lifestyle Sources

Use the Contamination Index (CI) below to help you find products in your home that may be affecting your indoor air quality. Removing or reducing these products will improve your air quality. The concentrations reported here are approximate and may not add up to the TVOC value on page 2 of this report. These categories are typically brought into the home by the occupants and can often be readily identified and removed or contained. The CI classifications begin at Normal and progress through Moderate, Elevated, High and Severe. These severity classifications are determined using a combination of statistical data gathered from thousands of samples and health information specific to each CI category. Levels indicated as Elevated, High, or Severe should be immediately addressed, and those listed as Moderate are areas that can be improved over time.

| Contamination Index Category | Estimated VOC Level (ng/L) | Severity | Description and Suggestions for VOC Reduction |
|--------------------------------|----------------------------|-----------------|---|
| | | | |
| Personal Care Products | 140 | Normal | Soap, deodorant, lotions, perfumes, hair coloring supplies, nail care supplies, oral hygiene products, etc. These products contain many VOCs that will dissipate if use is discontinued or reduced. Consider storing these products in a closed container when not in use, and dispose of unused products. Also, run an exhaust fan or open a window when using these products. |
| Alcohol Products | 190 | Moderate | Household cleaning products, antiseptic wipes, hand sanitizers, some solvents, reed diffusers, consumable alcohol, and some pharmaceuticals. These concentrations will be reduced by removing unnecessary products or proper storage of those materials in closed airtight containers. Promptly rinse empty alcoholic beverage containers and place outside if possible. Consolidate cleaning products to the essentials. |
| Odorants and Fragrances | 70 | Normal | VOCs in this category can be found in scented candles, potpourri, air fresheners, scented cleaning products, and scented personal care products. Consider reducing use of scented products and store unused products in a tight fitting container. |
| Dry Cleaning Solvents | 0 | Normal | Typical dry-cleaning methods employ the use of carcinogenic chemicals. Dry-cleaning should be allowed to vent outside, without plastics bags, before being placed inside. |
| Medicinals | 0 | Normal | Ointments and creams, topical first aid/pain relievers. |

Lifestyle Related Sources

Significant VOCs

Based upon your specific home air analysis, the chemical compounds listed below are significant contributors to the TVOC level reported on page 2 of your IAQ Home Survey Report or are indicative of specific types of products or problems. Compounds from a variety of chemical classes are represented here, although only the most common or most notable are specifically listed. These chemical compounds may come from a variety of sources as shown in the Contamination Index section of this report.

Locating and removing the source of the chemical compound is the most effective way to reduce the concentration of that chemical compound. If removing the source is not possible, try to contain it in some way (e.g., placing the source in an air-tight container when not in use). In addition, many homes have insufficient ventilation so increasing the amount of outside air or filtering or purifying re-circulated inside air will almost always reduce the TVOC. Since VOCs may continue to off-gas even when the sources are stored, ventilation and air-purification methods may need to be employed continuously in order to keep the VOC levels low.

The Chemical Abstracts Service (CAS) registry number after the chemical compound name in the table below is a unique identifier for that chemical compound and is often the best means to search for additional information. The two VOC levels in the table below (ng/L and ppb) are different ways of describing the same concentration.

| Compound | CAS | Estimated VOC Level (ng/L) | Estimated VOC Level (ppb) | Description |
|--------------|-----------------------|----------------------------|---------------------------|---|
| Isobutane | 75-28-5 | 1300 | 520 | Gasoline and fuel additive; aerosol propellant; refrigerant; cooking/camping/lighter fluids |
| Ethanol | 64-17-5 | 190 | 100 | Cleaners, especially antiseptic wipes; personal care; consumable alcohol; some solvents; renewable gasoline component; pharmaceuticals |
| Butane (C 4) | 106-97-8 | 75 | 31 | Aerosol propellant; cooking/camping/lighters fluids; liquefied petroleum gas (LPG); refrigerant; food additive |
| a-Pinene | 80-56-8 | 32 | 6 | Pine lumber; fragrances and essential oils; solvents; insecticides |
| Acetone | 67-64-1 | 28 | 11 | Personal care, especially nail care; cleaners; paints and coatings; strippers and thinners; PVC cleaner; caulks and adhesives; wood filler; solvent |
| Propane | 74-98-6 | 23 | 13 | Fuel, Liquefied Petroleum Gas (LPG); aerosol and spray propellant |
| Limonene | 138-86-3 or 5989-27-5 | 22 | 4 | Limonene (CAS 138-86-3) or d-Limonene (CAS 5989-27-5)Fragrances; paints and coatings; cleaners; solvent; preservative |

Supplemental Information: Odorants

Many chemical compounds have odors associated with them, some pleasant and some unpleasant. These odors can combine to create different odors, making odor identification more difficult. The odor descriptions for the compounds reported in this air sample are listed below as well as some of the more common sources.

| Compound | CAS | Conc. (ppb) | Odor Range (ppb) | Odor Description |
|-----------------|--------------------------|--------------------|-------------------------|---|
| Acetone | 67-64-1 | 11 | 400 - 11,745,000 | sweet, fruity, etherous |
| Butane (C 4) | 106-97-8 | 31 | 421 - 5,048,000 | natural gas |
| Ethanol | 64-17-5 | 100 | 90 - 40,334,000 | vinous, alcohol |
| Limonene | 138-86-3 or 5989-27-5 | 4 | 2 - 310 | lemon, plastic, citrus, rubber, terpeny |
| Propane | 74-98-6 | 13 | 1,497,000 - 19,964,000 | natural gas |

Supplemental Information: EPA Hazardous Air Pollutants (HAPs)

Hazardous air pollutants, also known as toxic air pollutants or air toxics, are those pollutants that are known or suspected to cause cancer or other serious health effects, such as reproductive effects or birth defects, or adverse environmental effects. Listed below are those HAPs that were detected with the IAQ Home Survey VOC test, this list does not include all HAPs. The '<' (less than) symbol in the 'Estimated VOC Level' columns indicates that compound is below the reporting limit for this air sample. For more information about HAPs visit the EPA [Air Toxics website](#). The exposure limits listed below can also be found in the [NIOSH Guide to Chemical Hazards](#). The HAPs in the table below may also be listed as Significant VOCs if the concentration of that chemical compound is greater than the threshold level for a Significant VOC.

| Compound | CAS | Estimated VOC Level (ng/L) | Estimated VOC Level (ppb) | NIOSH Exposure Limit | Description |
|--------------------|----------|----------------------------|---------------------------|------------------------------------|--|
| Hexane (C 6) | 110-54-3 | 4 | 1 | 180,000 ng/L (50,000 ppb) | Solvent; adhesive; grease; lubricant; paints and coatings; petroleum fuel component |
| 1,2-Dichloroethane | 107-06-2 | 1 | 0.3 | Carcinogen; 4,000 ng/L (1,000 ppb) | PVC production; solvent for rubber, insecticides, oils, waxes, gums, resins; rug and upholstery cleaners |
| Toluene | 108-88-3 | 2 | 0.6 | 375,000 ng/L (100,000 ppb) | Gasoline; adhesives (building and arts/crafts); contact cement; solvent; heavy duty cleaner |

*These results pertain only to this sample as it was collected and to the items reported.
These results have been reviewed and approved by the Laboratory Director or approved representative.*

This analysis was performed by Enthalpy Analytical, LLC (MTP). The results contained in this report are dependent upon a number of factors over which Enthalpy Analytical, LLC (MTP) has no control, which may include, but are not limited to, the sampling technique utilized, the size or source of sample, the ability of the sampler to collect a proper or suitable sample, the compounds which make up the TVOC, and/or the type of mold(s) present. Therefore, the opinions contained in this report may be invalid and cannot be considered or construed as definitive and neither Prism, nor its agents, officers, directors, employees, or successors shall be liable for any claims, actions, causes of action, costs, loss of service, medical or other expenses or any compensation whatsoever which may now or hereafter occur or accrue based upon the information or opinions contained herein.

© Copyright 2021, Enthalpy Analytical, LLC (MTP), All rights reserved.